

Nom du document: steps\_kids

Page / P1\_Roue

Page001 / P2\_Cale\_Equerre\_Droit

Page002 / P3\_Côté\_Droit

Page003 / P4\_Cale\_Equerre\_Gauche

Page004 / P5\_Côté\_Gauche

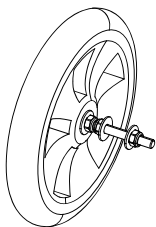
Page005 / P6\_Cale\_Equerre\_AV

Page006 / P8\_Traverse\_AV

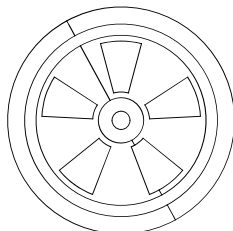
Page007 / P9\_Traverse\_AR

Page008 / P10\_Assemblage\_Gauche

Page009 / P11\_Assemblage\_Droit



Ce que l'on va faire



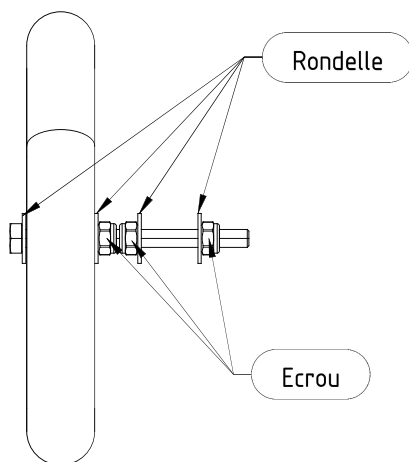
1 x Roue

4 x Rondelle 8mm

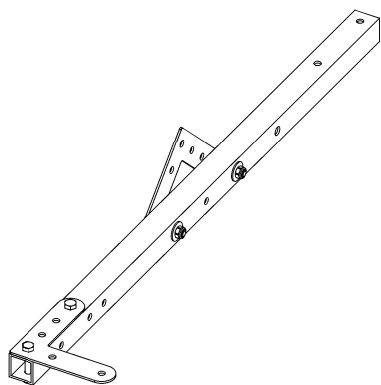
3 x Erou 8mm

1 x Vis M8x100

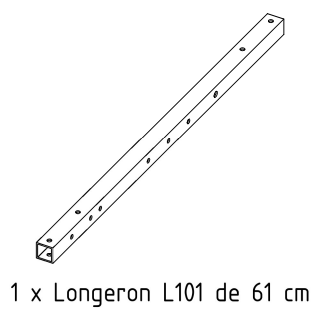
----- Ce dont nous avons besoin -----



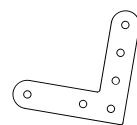
Assemblage



Ce que l'on va faire



1 x Longeron L101 de 61 cm



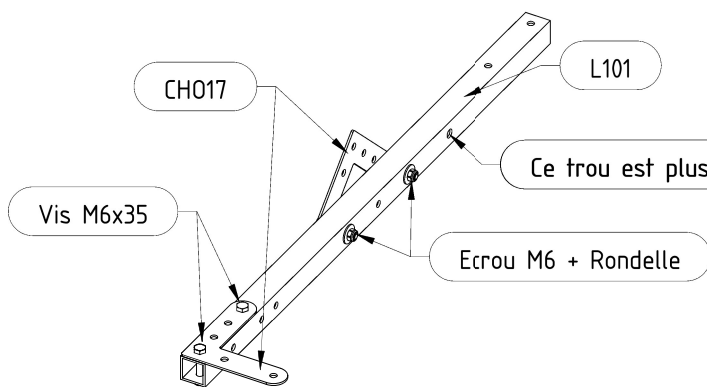
2 x Equerre CH017

4 x Rondelle M6

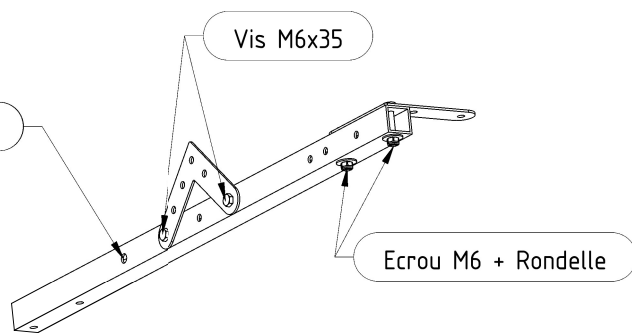
4 x Vis M6x35

4 x Ecrou-Frein M6

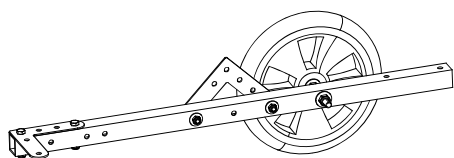
----- Ce dont nous avons besoin -----



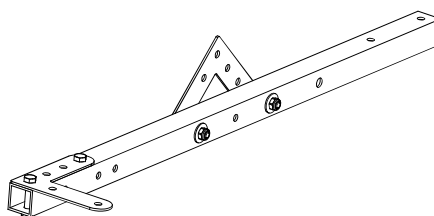
Assemblage




Vue de l'autre côté



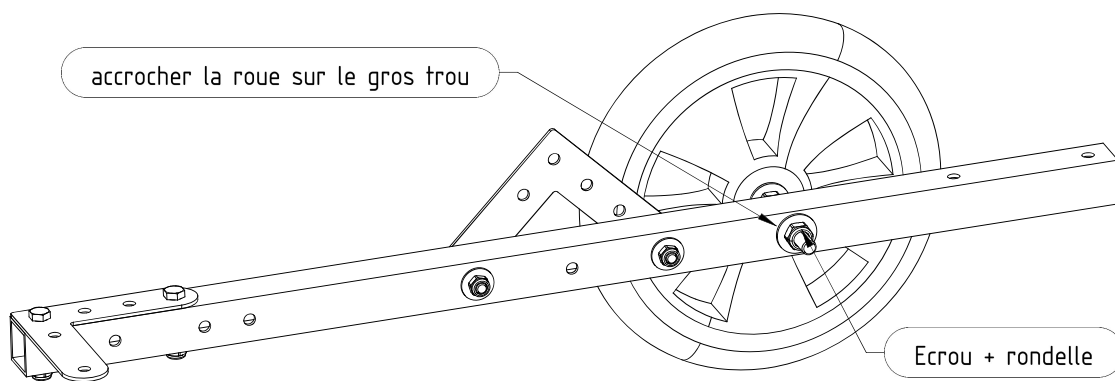
Ce que l'on va faire



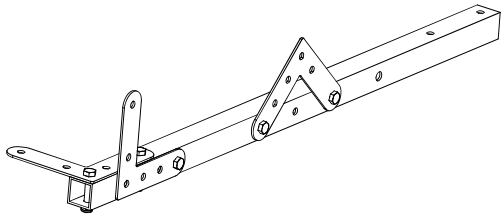
+

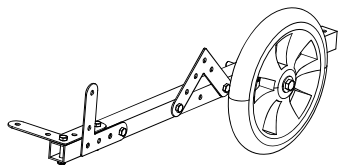


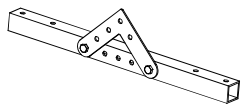
----- Ce dont nous avons besoin -----

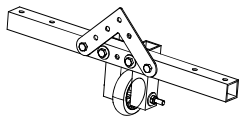


Assemblage

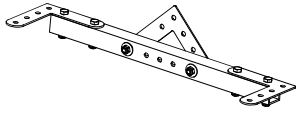


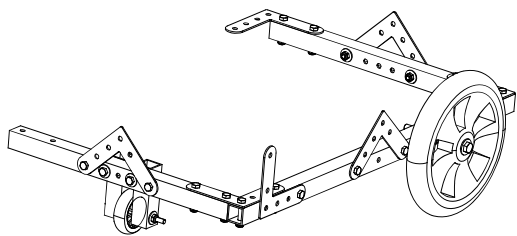




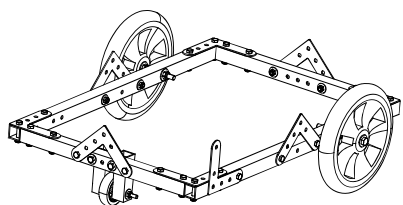








Ce que l'on va faire



Ce que l'on va faire

